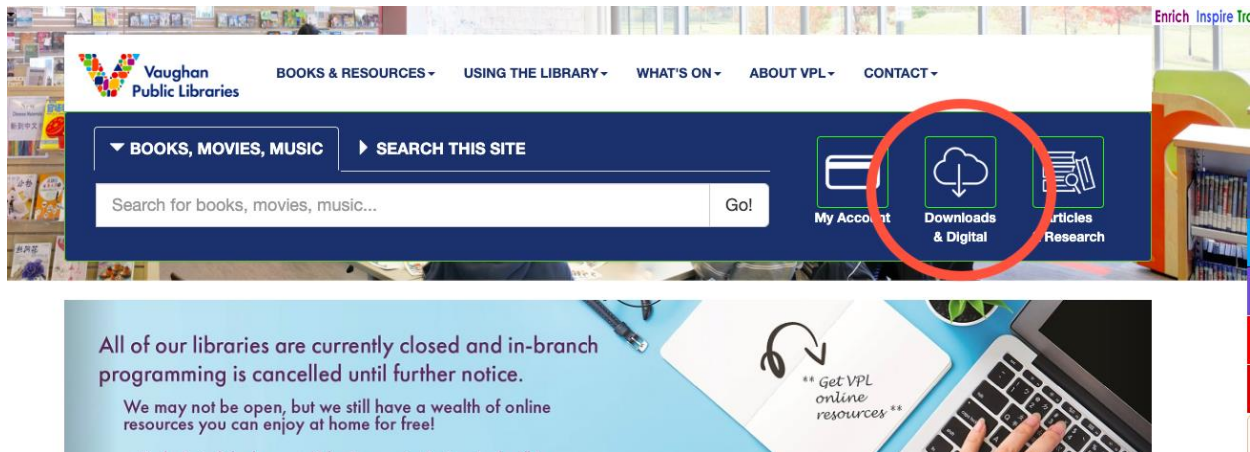


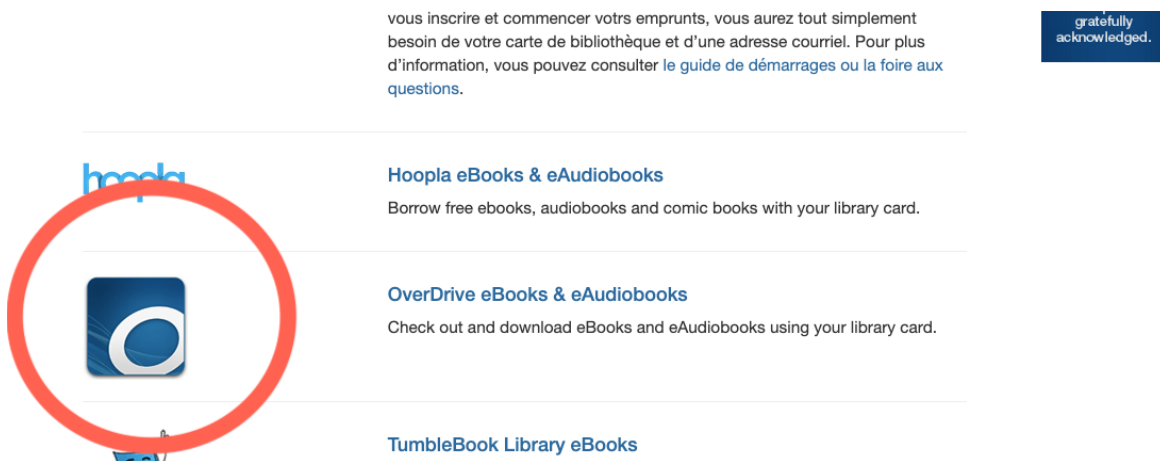
OverDrive is a web platform for e-books and e-audiobooks available for free through Vaughan Public Libraries. It uses the mobile app Libby. You will need an internet connection, a Vaughan Public Library card and PIN in order to download titles. Once titles are downloaded into the Libby App, you do not need an internet connection to read or listen to the books.

How to Read/Listen to Books on a Desktop:

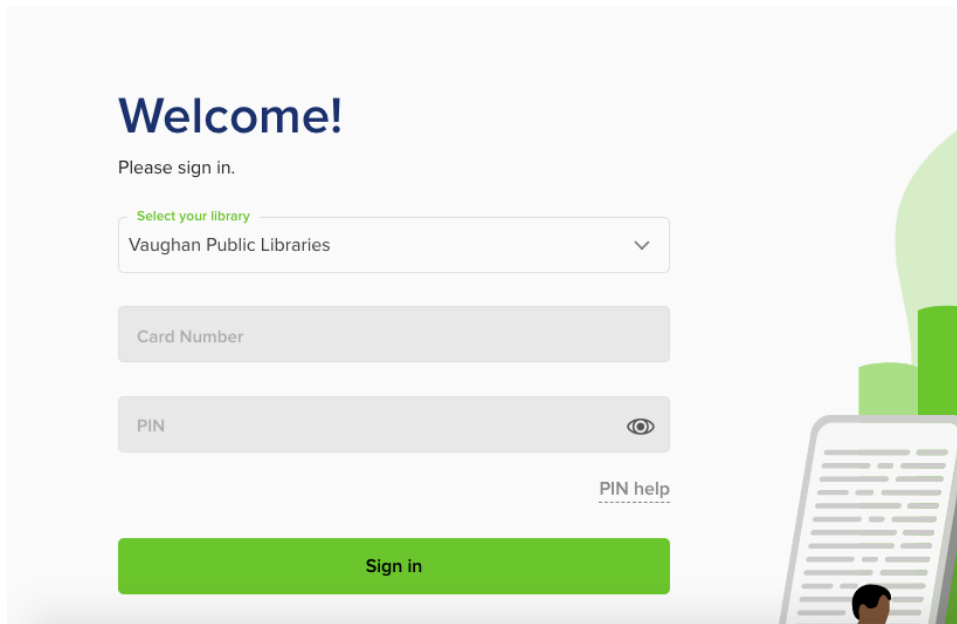
1. Go to the Vaughan Public Library homepage: www.vaughanpl.info and click on *Downloads & Digital*.



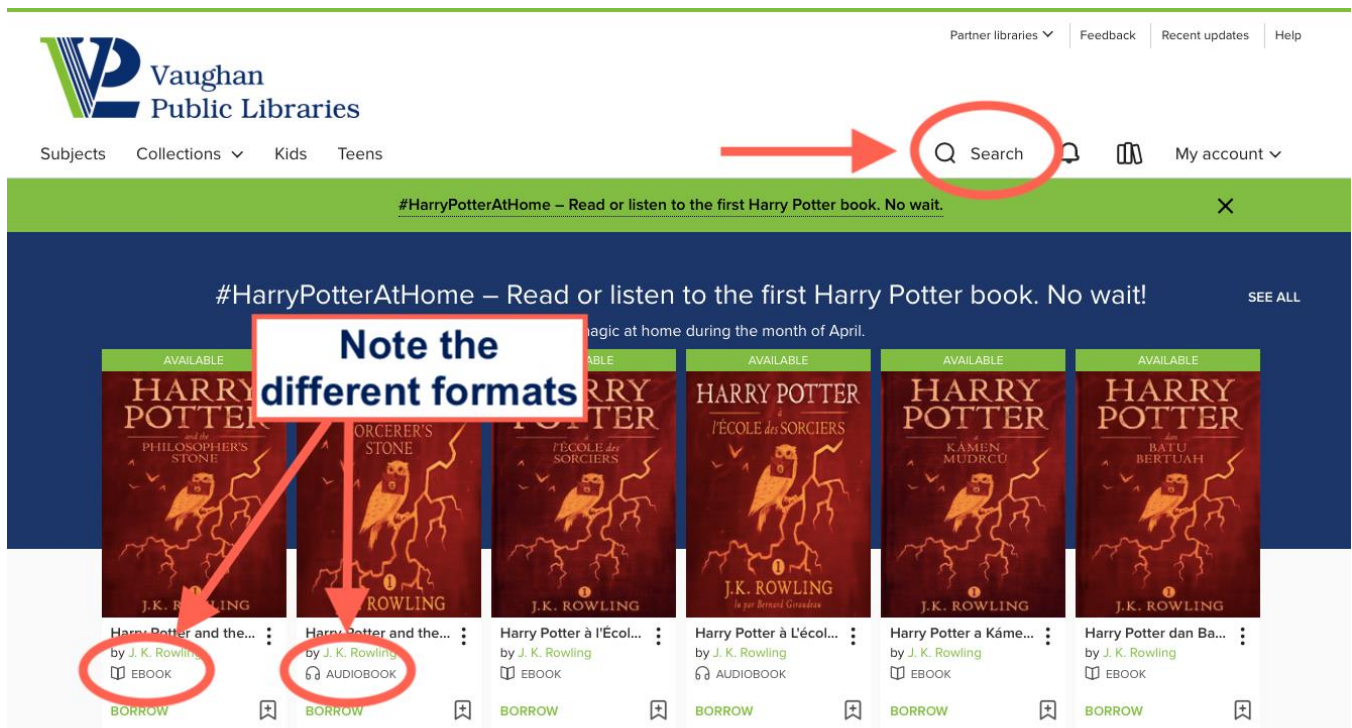
2. You will now be on the *eBooks & eAudiobooks* page. Scroll down to find the Overdrive icon. Click on *OverDrive eBooks & eAudiobooks*.



- Once on the OverDrive homepage, click the *Sign In* button in the top right corner. This will take you to a login screen. Select *Vaughan Public Libraries* from the drop-down menu. Then type in your library card number and your PIN.



- Once signed in, you can browse OverDrive's e-book and e-audiobook collection, or search for a specific title. Make sure to note the format.



- To check out a title or to place a hold, click on the cover image. If the book is available, click the *Borrow* button. If all copies are checked out, click *Place a Hold*.

The screenshot shows the library page for "Harry Potter and the Philosopher's Stone" by J.K. Rowling. The book cover is on the left. On the right, the title and author are displayed. Below the author's name, it says "EBOOK". A star rating is shown, and the text "Always available" is present. A green "BORROW" button is circled in red, along with a "READ A SAMPLE" button. Below these are "ADD TO WISH LIST" and "ADD TO HISTORY" buttons. At the bottom, there are tabs for "Description", "Creators", and "Details". A quote from the book is visible at the very bottom.

- To access your checked-out items and manage your holds, click the bookshelf icon at the top right of the page.

The screenshot shows the top navigation bar of the library interface. It includes a search icon and the word "Search", a notification bell icon, a bookshelf icon circled in red, and the text "My account" with a dropdown arrow. Below the navigation bar is a green banner with the text "wait." and a close button (X).

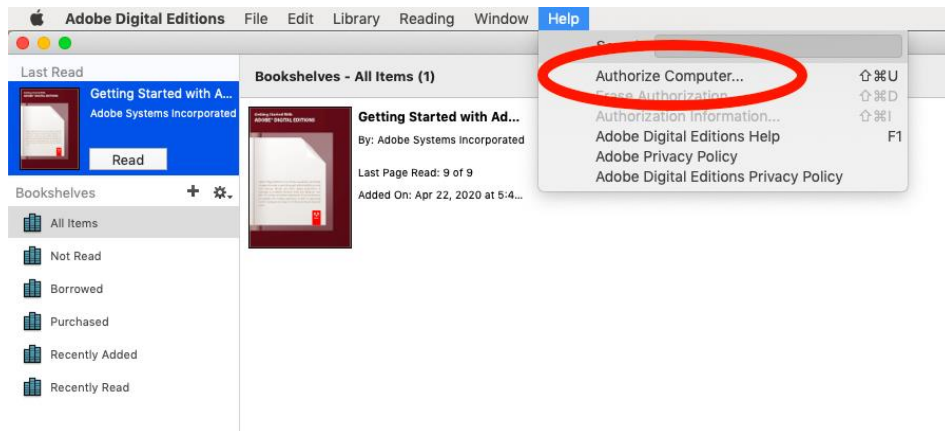
- This brings you to your *Loans* page, where you can find your checked-out titles. From the menu on the left-hand side, you can access your *Holds*.

The screenshot shows the "Loans" page in the library interface. On the left is a navigation menu with "Loans" selected and "Holds" circled in red with a red arrow pointing to it. Other menu items include "Wish list", "Rated titles", "Recommendations", "History", and "Settings". The main content area shows two loaned titles. The first is "Harry Potter and the Philosopher's Stone" by J.K. Rowling, with options to "Download EPUB ebook" or "Read now in browser". The second is "The Starless Sea" by Erin Morgenstern, with options to "Download MP3 audiobook" or "Listen now in browser". Both titles show their expiration date as "EXPIRES IN 21 DAYS". At the bottom of each title card is a "Return" button.

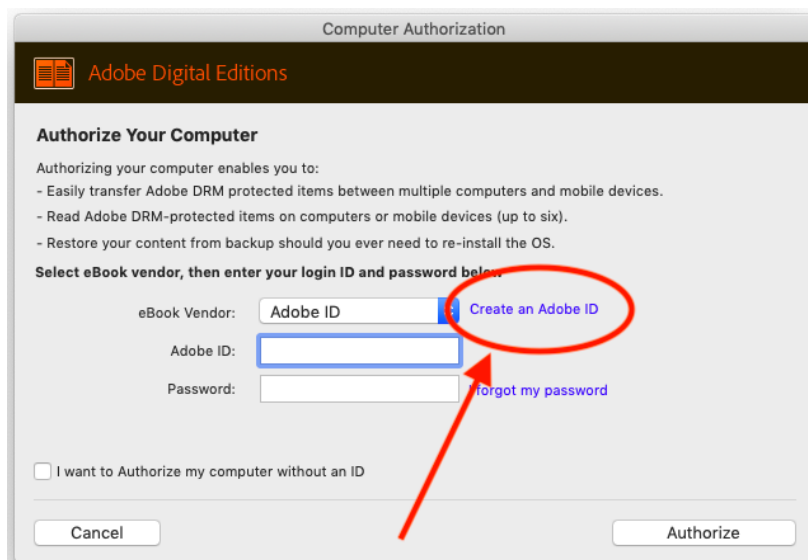
1. **Read now in browser/Listen now in browser** does not require any additional software. Your e-book or e-audiobook will open in a web browser, so an internet connection is required. Your progress and bookmarks will be saved when you close the browser.

2. **Download** requires some additional software.

- **E-book:** to download an EPUB file, you will need to install [Adobe Digital Editions \(compatible with Mac and Windows\)](#). Once Adobe Digital Editions is installed and running, you will need to *authorize* your computer. From the Help menu, select **Authorize Computer**



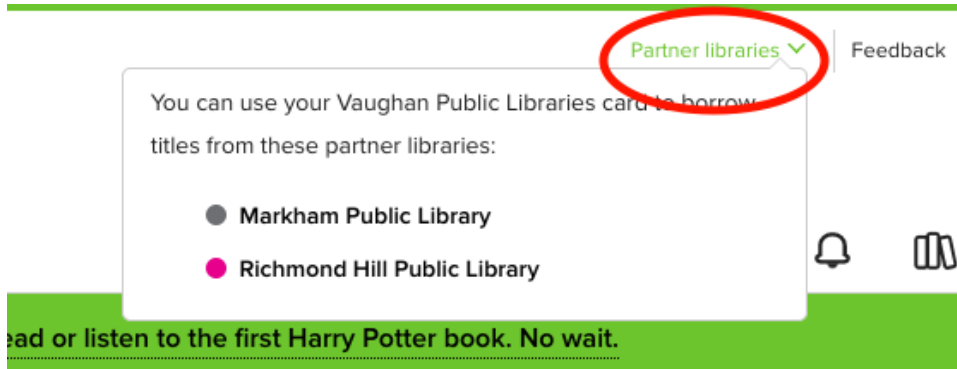
You will be prompted to sign in with an Adobe ID. If you don't have one, you can create an account for free (this will take you to the Adobe website). Then type in your Adobe ID and password and click **Authorize**.



From your **Loans** page on Overdrive, you can now download e-books. They will automatically open in Adobe Digital Editions.

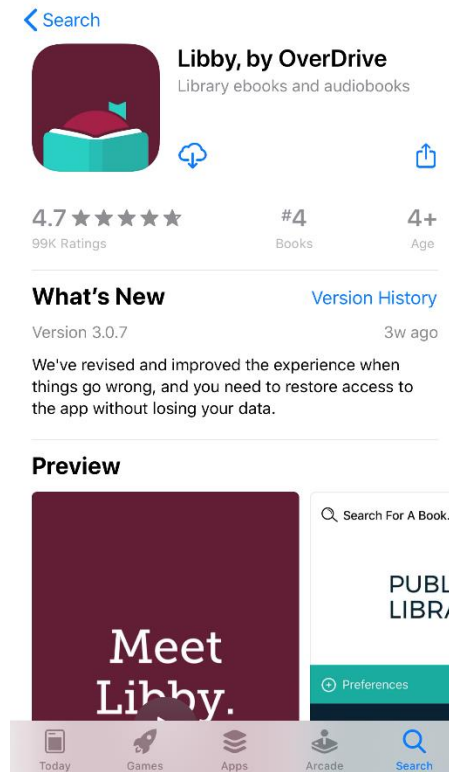
- **E-audiobooks:** MP3 audiobook downloads require the [Overdrive App](#) ([compatible with Windows, Chromebook](#), and Mac OS 10.6 Mojave and earlier). The Overdrive App also works for EPUB e-books.

Please Note: Your VPL card also gives you access to Markham Public Library and Richmond Hill Public Library's Overdrive collection! To switch libraries, click "Partner libraries" at the very top of the page. All check out procedures are the same.



How to Read/Listen to Books on Your Device:

1. Download the Libby app in Play Store for Android or App Store for Apple.




**Libby is the current app by Overdrive. The Overdrive app is an older model and will be phased out.*

2. The app will guide you through setting up your account. Select the following options:
 - i. When asked *Do you have a library card?* select *Yes*
 - ii. Select *I'll Search For A Library*
 - iii. Type *Vaughan Public Libraries* in the search bar and select it
 - iv. Select *Enter Library Account Details*
 - v. Type in your library card number, and then your PIN. Tap *Sign In*.

You should see a picture of your library card. Tap *Next* to complete set up.

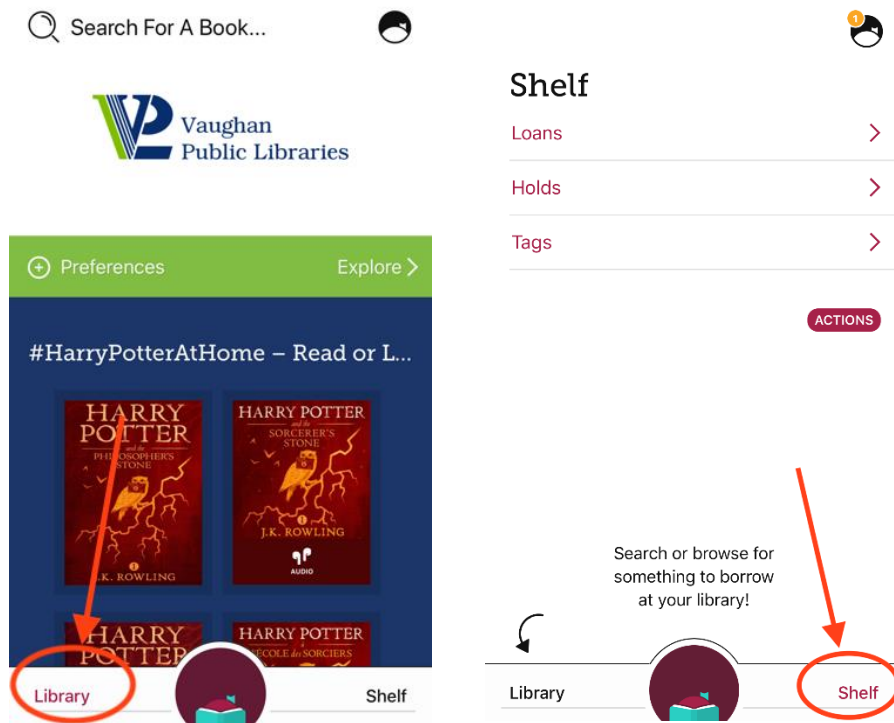


Okay, you're signed in! Here is your library card.

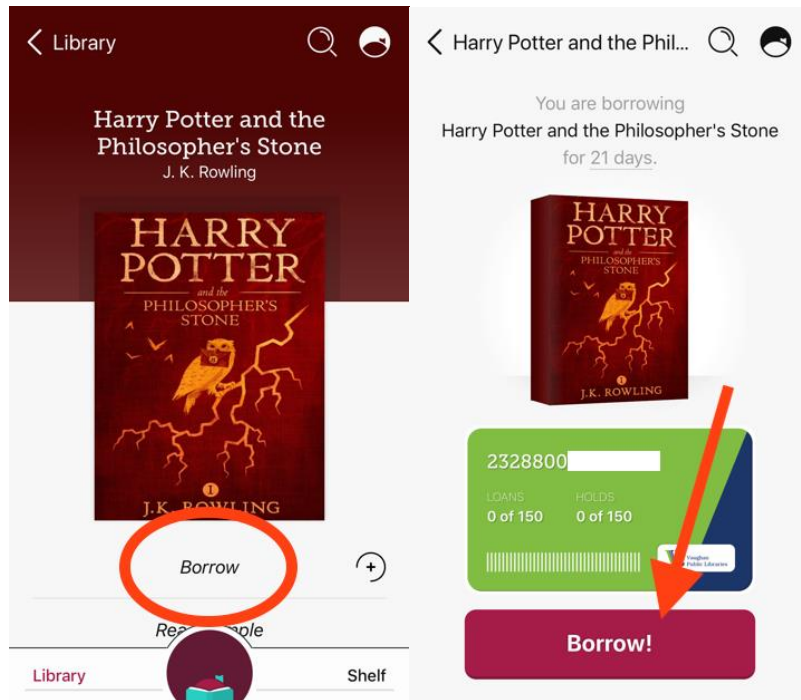


[Rename Card](#) [Next](#)

3. You are now set up! On the bottom of the screen, you will see *Library* and *Shelf*. *Library* is where you can browse and search for e-books and e-audiobooks. *Shelf* is where you will find your checked-out items and holds.



4. To check out a title, tap on the cover image. Then, tap *Borrow*.



Note: Libby automatically downloads titles to your device, which allows you to read or listen while offline. To change this feature, tap the *Actions* button on your **Shelf** page. Then tap *Change Download Rules* select your preferences.

